

Cast Iron Y Type Strainer

Flanged PN16, Cast Iron Body, Stainless Steel Screen, With Drain Plug

Mesh sizes: ½" to 2" = 1.00mm, 2½" to 3" = 1.25mm, 4" to 16" = 1.6mm

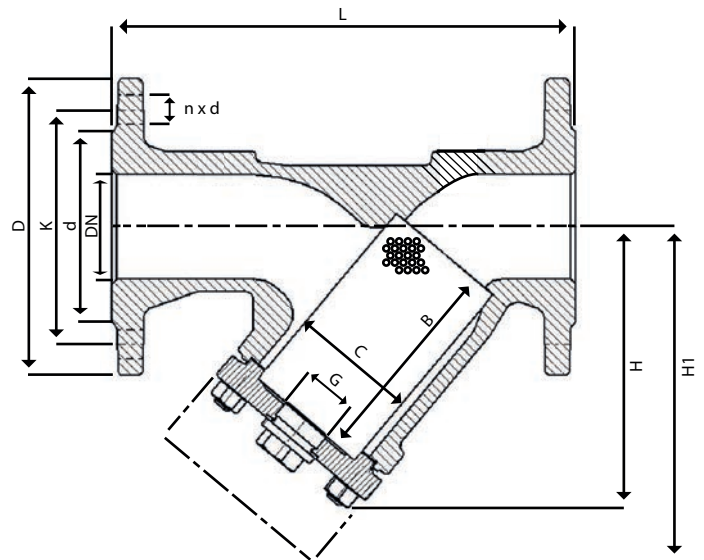


Pressure/Temperature Ratings

Pressure	Rated PN16
Temperature	-10°C to 300°C

Material List

Body	EN-GJL-250 J1040
Bonnet	EN-GJL-250 J1040
Screen	X5CrNi18-10 1.4301
Supporting Bonnet	X5CrNi18-10 1.4301
Studs	8.8-A2A
Hexagon Nut	SCF 151-2
Emptying Screw	C35E
Plug Gasket	A4 1.4571
Bonnet Gasket	CrNiSt - Graphite
Plug	C35E

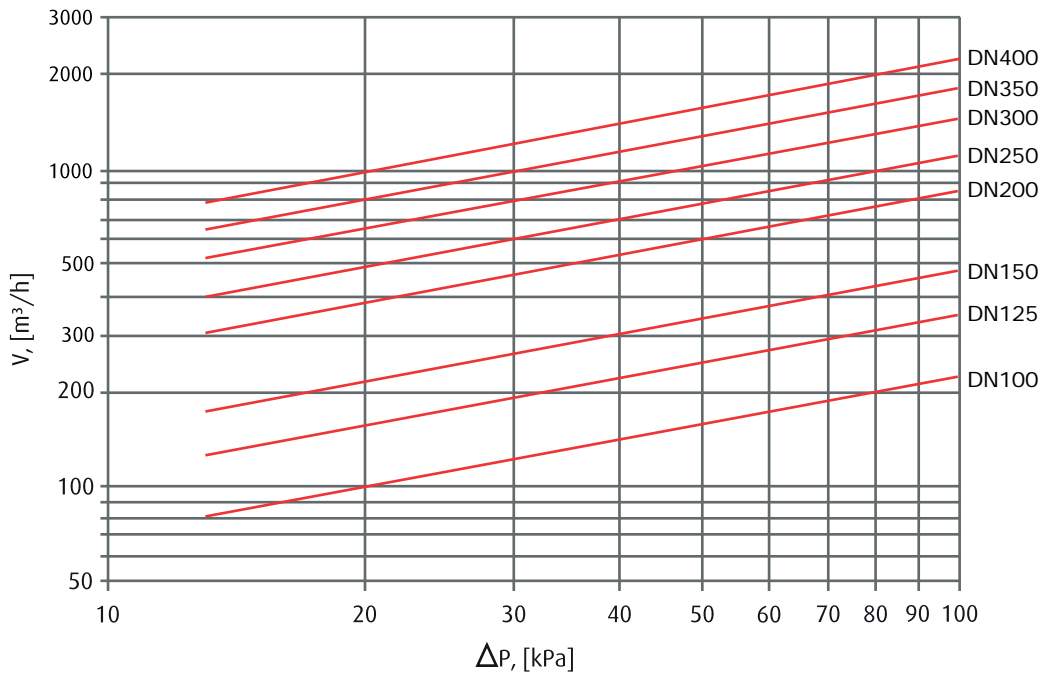
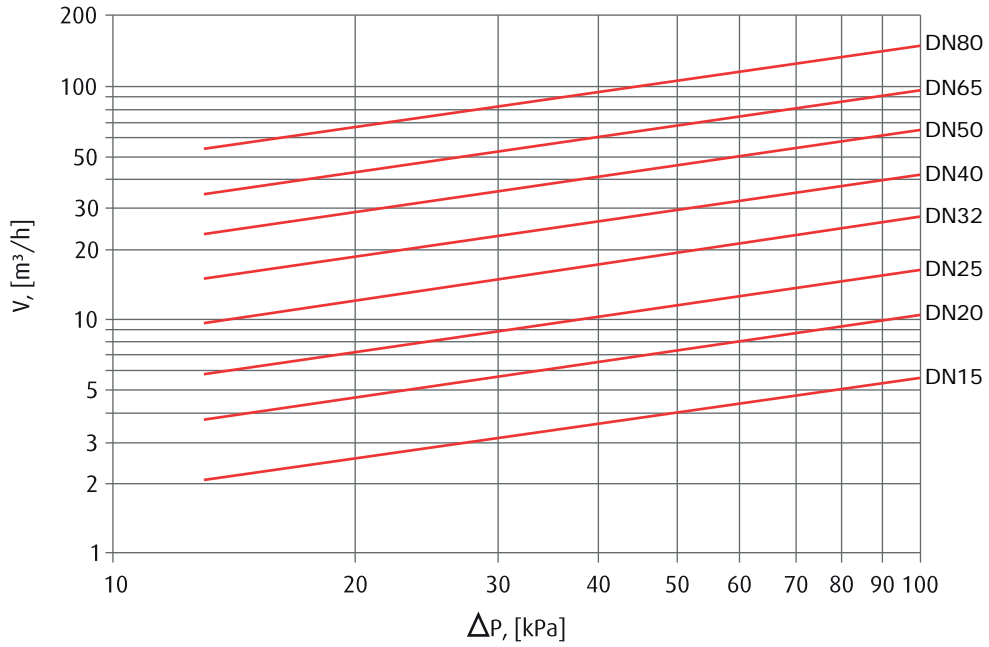


Specifications

DN	L	D	d	K	n x do	H	H1	G	Kg	Kv	C	B
15	130	95	46	65	4 x 14	90	135	⅜	2.6	5.7	23	56
20	150	105	56	75	4 x 14	100	160	⅜	3.0	10.4	28	68
25	160	115	65	85	4 x 14	115	180	¾	4.3	16.4	36	85
32	180	140	76	100	4 x 19	135	215	¾	6.8	27.3	42	98
40	200	150	84	110	4 x 19	150	240	1	8.8	42.0	50	114
50	230	165	99	125	4 x 19	160	250	1	11.0	64.7	61.5	119
65	290	185	118	145	4 x 19	180	285	1	14.6	98.0	78.5	134
80	310	200	132	160	8 x 19	215	330	1	18.6	149	89.5	149
100	350	220	156	180	8 x 19	240	395	1½	27.0	234	109.5	169
125	400	250	184	210	8 x 19	280	455	1½	38.5	376	137.5	199
150	480	285	211	240	8 x 23	330	525	1½	54.5	454	160	224
200	600	340	266	295	12 x 23	405	650	1½	110.0	853	210	284
250	730	405	319	355	12 x 28	540	870	1½	165.0	1104	258	434
300	850	460	370	410	12 x 28	680	1110	1½	285.0	1450	308	555
350	980	520	429	470	16 x 28	755	1250	1½	373.0	1800	365	640
400	1100	580	480	525	16 x 31	835	1370	1½	540.0	2200	415	695

Continues on Page 2

Cast Iron Y Type Strainer



Cast Iron Y Type Strainer

Cover Gasket Dimensions

DN	Dz	Dw
15	46	36
20	46	36
25	56	46
32	68	56
40	79	68
50	87	75
65	102	90
80	122	110
100	135	120
125	170	151
150	195	175
200	270	245
250	300	275
300	375	350
350	425	390
400	475	440

Pressure/Temperature

